



Q1 2025-26

Overview of statistics for the Hertfordshire CCTV
Partnership Control Room Operations

For the Members of the Partnership

Stevenage, North Herts, East Herts and
Hertsmere Councils



HERTFORDSHIRE
CCTV



All Reported CCTV Incidents are given a Category

Each Category can be used on its own, however some categories have Subcategories to differentiate between certain areas that may need to be reported on separately

In the next slide shows all the Categories and their subsequent Subcategories that are associated with them

Category	Subcategory
Abduction	
Alarm Activation	
	Intruder Alarm
	Personal Attack
	Monitored site
Anti Social Behaviour	
	Drunken Behaviour
	Public Order
	Affray
	Begging
	Indecency
	Littering
	Nuisance
	Disorder
Arson/Fire	
Assault	
	Rape
	Sexual Assault
	ABH
	GBH
	Robbery
Bomb Threat/Suspect Package	

Category	Subcategory
Breach	
	Bail
	Court Order
	Curfew
	CPN
	CBO
Burglary	
	Ram Raid
Concern for Welfare	
	Missing Persons
	Injury
	Mental Health
COVID19 Related	
Criminal Damage	
Deceased	
	Murder
	Sudden Death
	Suicide
Deception/Fraud	
	Banking Protocol
	Extortion
Domestic	
	Assault
	Anti-social
Drug Related	

Category	Subcategory
Emergency Incident	
	East Herts Emergency Plan
Environmental	
	Flooding
	Damage
Fly Tipping	
Hate Crime	
	Race Related
Immigration	
Lone Worker	
	East Herts Lone Worker
Other	
Police Request	
	Operation
	RIPA
	False/abandoned 999
	Warrant or wanted
Post Event Viewing	
	Download for Police
	Download for Authority
	Public Viewing Request
Suspicious Activity	

Category	Subcategory
Theft	
	Handing Stolen Property
	Shoplifting
	Purse Dipping
Traffic Incident	
	RTC
	Broken Down Vehicle
Unauthorised Access (Trespass)	
Vehicle	
	Stolen
	Theft From
	Damage
	DUI
	ANPR activation
	No Insurance
Weapon	
	Firearms
	Knife
	Bat/Bar

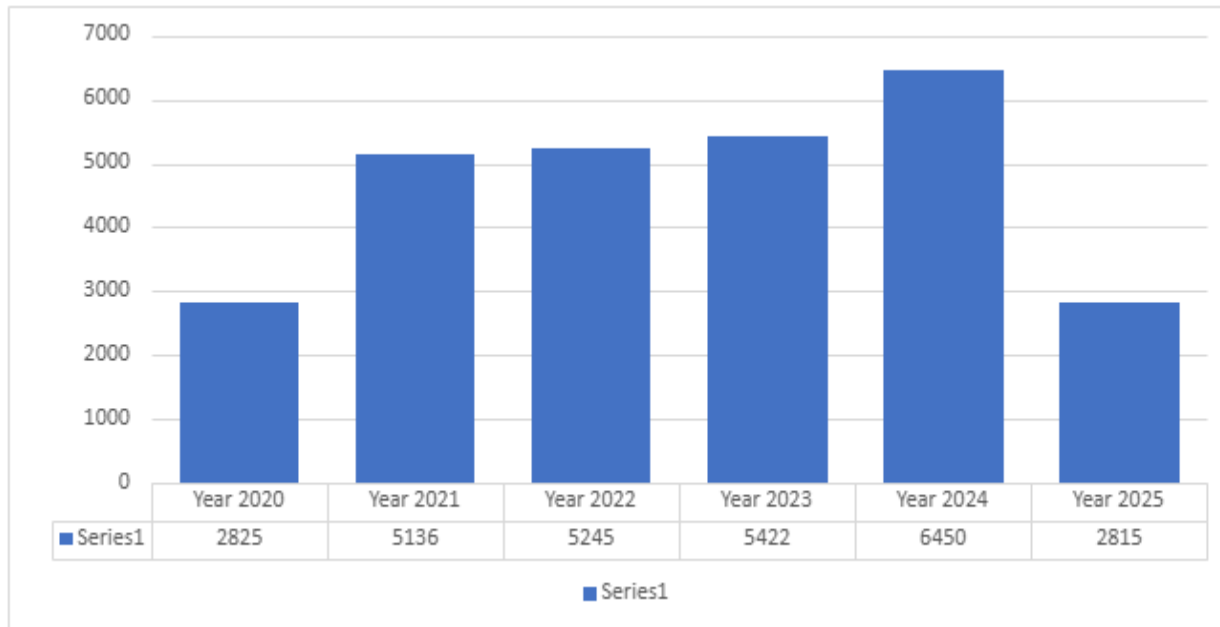
Control Room Total Incident Data 2025/26

- The CCTV Control Room Recorded 6276 incidents in the year 2024/25
- This was an increase from 5707 incidents in 2023-24 and an increase from 4965 the year before
- As of Q1 2025-26 the control room has recorded 1373 Incidents

Year 2020	Year 2021	Year 2022	Year 2023	Year 2024	Year 2025
2825	5136	5245	5422	6450	2815

Month	Year 2020	Year 2021	Year 2022	Year 2023	Year 2024	Year 2025
January	0	228	665	384	549	536
February	137	282	450	455	476	487
March	297	408	496	492	591	419
April	165	395	401	455	498	439
May	213	418	464	383	533	483
June	191	460	486	451	520	451
July	348	481	367	449	600	
August	360	447	352	453	538	
September	284	468	588	448	503	
October	290	588	394	407	599	
November	263	530	262	494	534	
December	277	431	320	551	509	

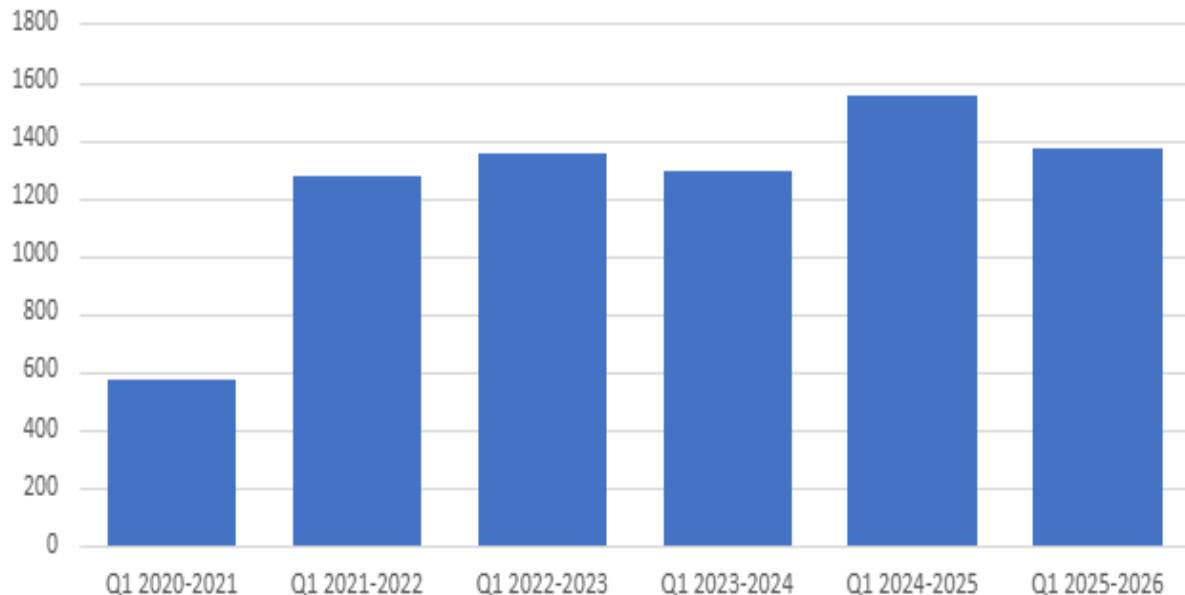
	Year 2020	Year 2021	Year 2022	Year 2023	Year 2024	Year 2025
TOTAL	2825	5136	5245	5422	6450	2815



Control Room Total Incident Data Q1 2025-26

- The CCTV Control Room recorded 1373 Incidents in Q1 2025-26 Relating to CCTV
- This was a decrease from 1551 incidents in Q1 2024-25 and an increase from 1289 the year before

Q1 Total Incidents

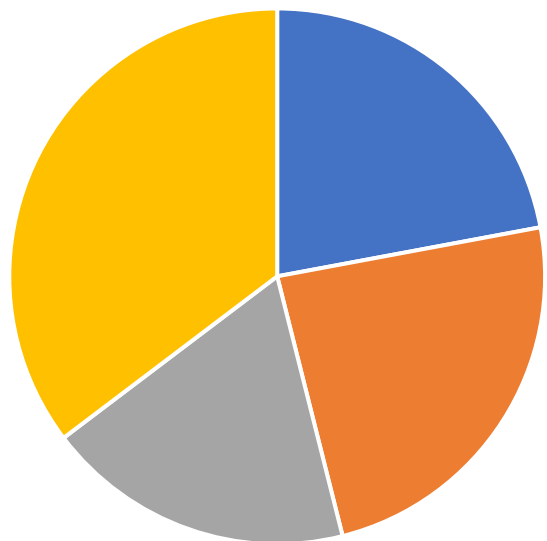


Q1 2020-2021	Q1 2021-2022	Q1 2022-2023	Q1 2023-2024	Q1 2024-2025	Q1 2025-2026
569	1273	1351	1289	1551	1373

Incident Statistics By Partner

Q1 2025-2026

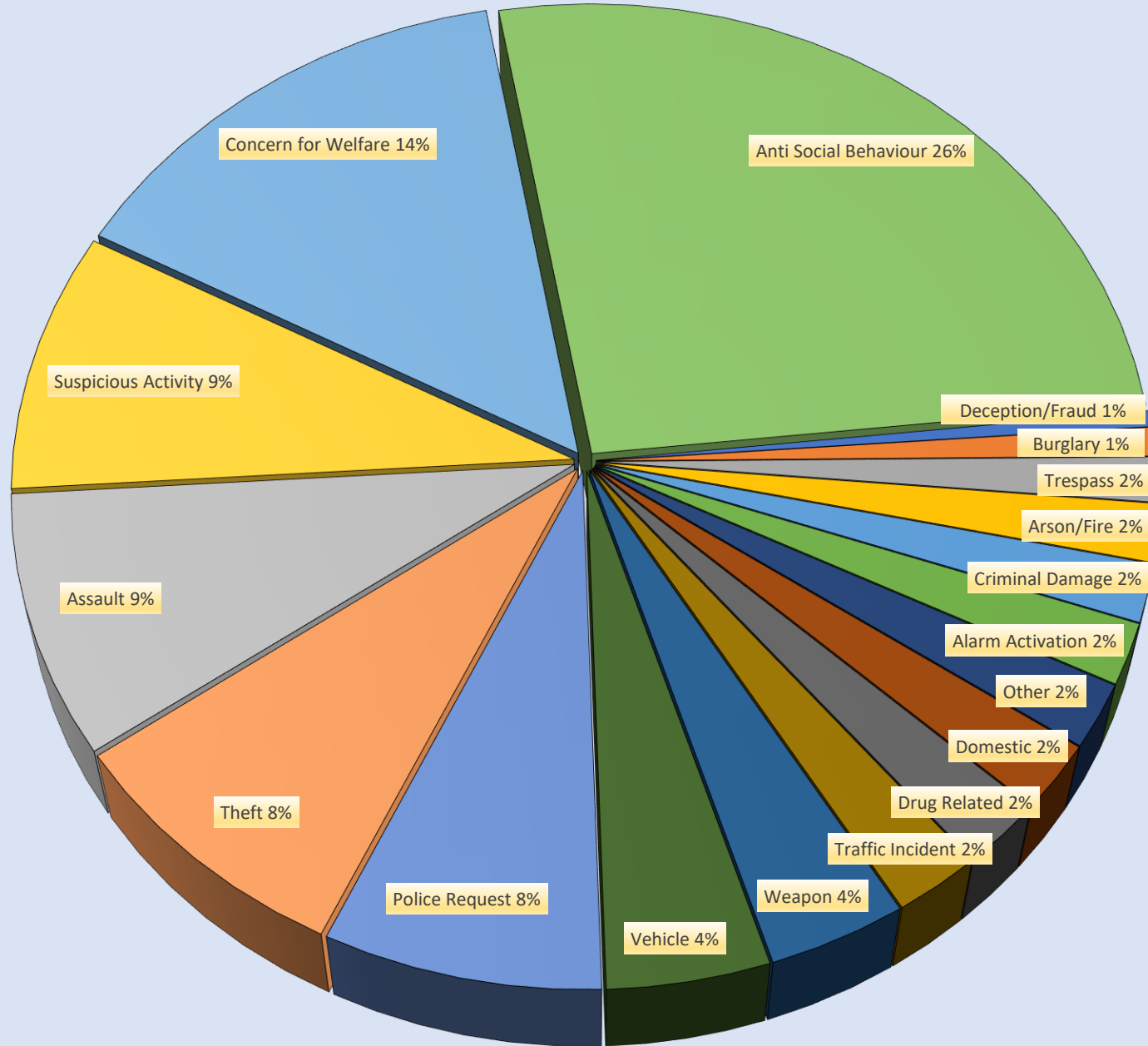
Incidents



■ North Herts ■ East Herts
■ Hertsmere ■ Stevenage

Partner	Incidents
North Herts	205
East Herts	223
Hertsmere	173
Stevenage	328

Incident Category Split All Partners Q1 2025 - 2026

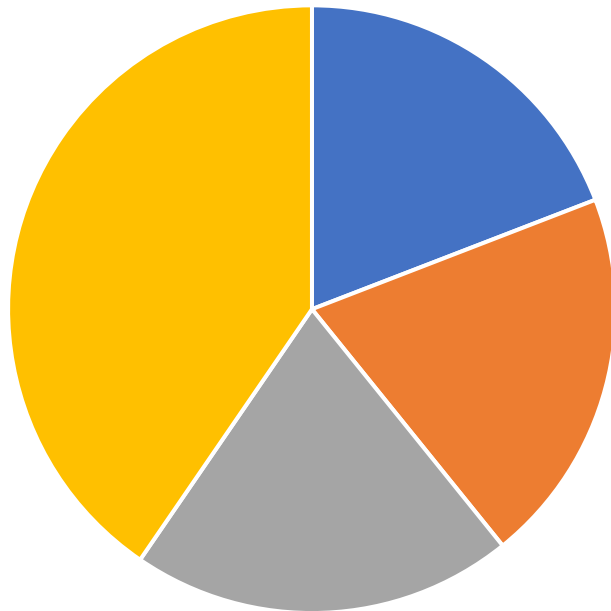


- Deception/Fraud
- Burglary
- Trespass
- Arson/Fire
- Criminal Damage
- Alarm Activation
- Other
- Domestic
- Drug Related
- Traffic Incident
- Weapon
- Vehicle
- Police Request
- Theft
- Assault
- Suspicious Activity
- Concern for Welfare
- Anti Social Behaviour

Footage Request Data

- The CCTV Control Room recorded a total of 324 footage requests for the CCTV Partners cameras in Quarter 1 of 2025-26

Footage Requests



■ North Herts ■ East Herts
■ Hertsmere ■ Stevenage

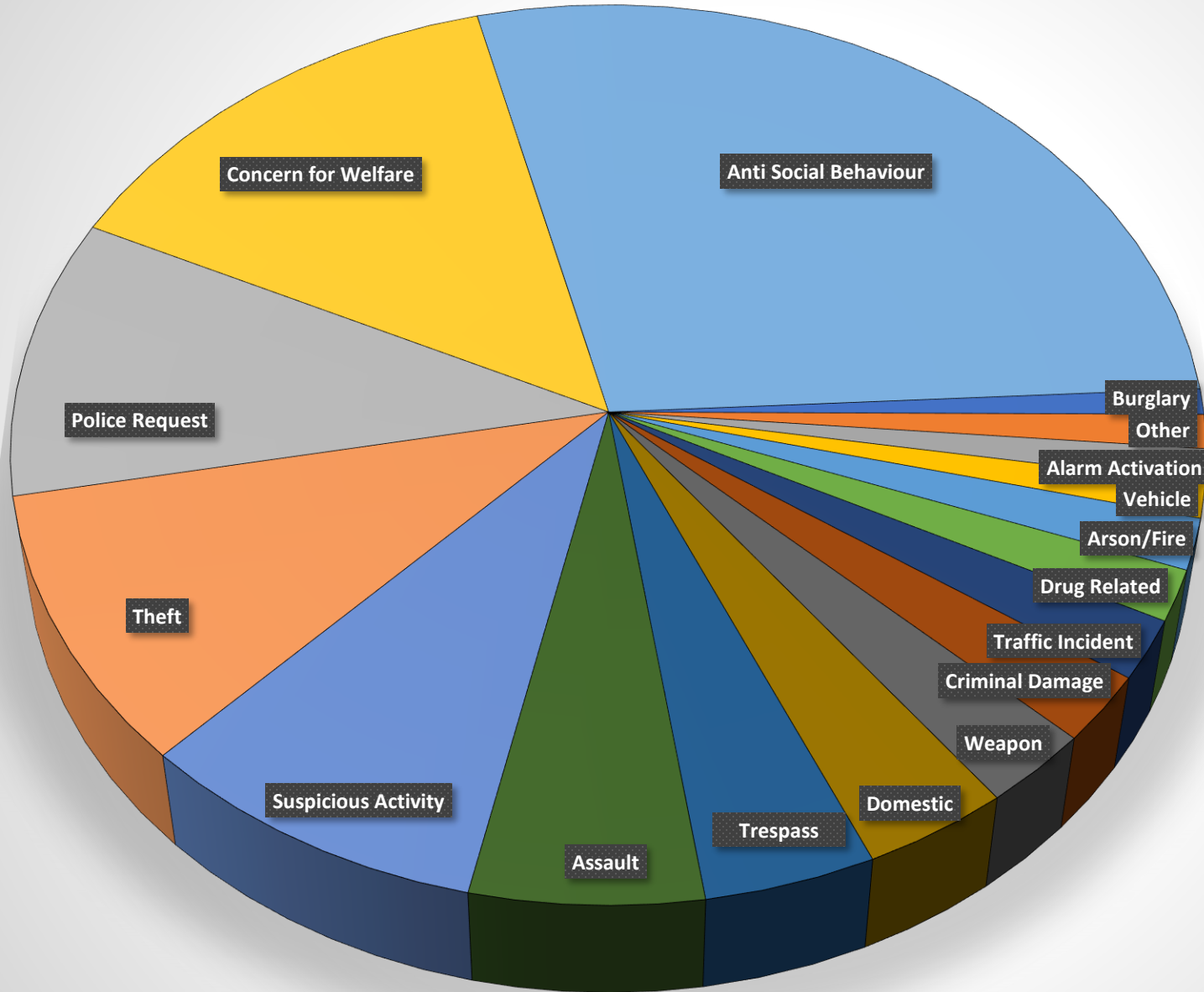
Partner	Footage Requests
North Herts	62
East Herts	65
Hertsmere	66
Stevenage	131

Stevenage Incidents Q1 2025-2026

- **All Stats relate to incidents in Stevenage including**
- Town Centre
- Neighbourhood Centres
- Old Town
- Residential Blocks

Category Name	No. of Incidents
Burglary	3
Other	4
Alarm Activation	4
Vehicle	4
Arson/Fire	6
Drug Related	6
Traffic Incident	7
Criminal Damage	8
Weapon	9
Domestic	12
Trespass	14
Assault	19
Suspicious Activity	29
Theft	32
Police Request	33
Concern for Welfare	46
Anti Social Behaviour	92

Stevenage Incident Categories Q1 2025-2026



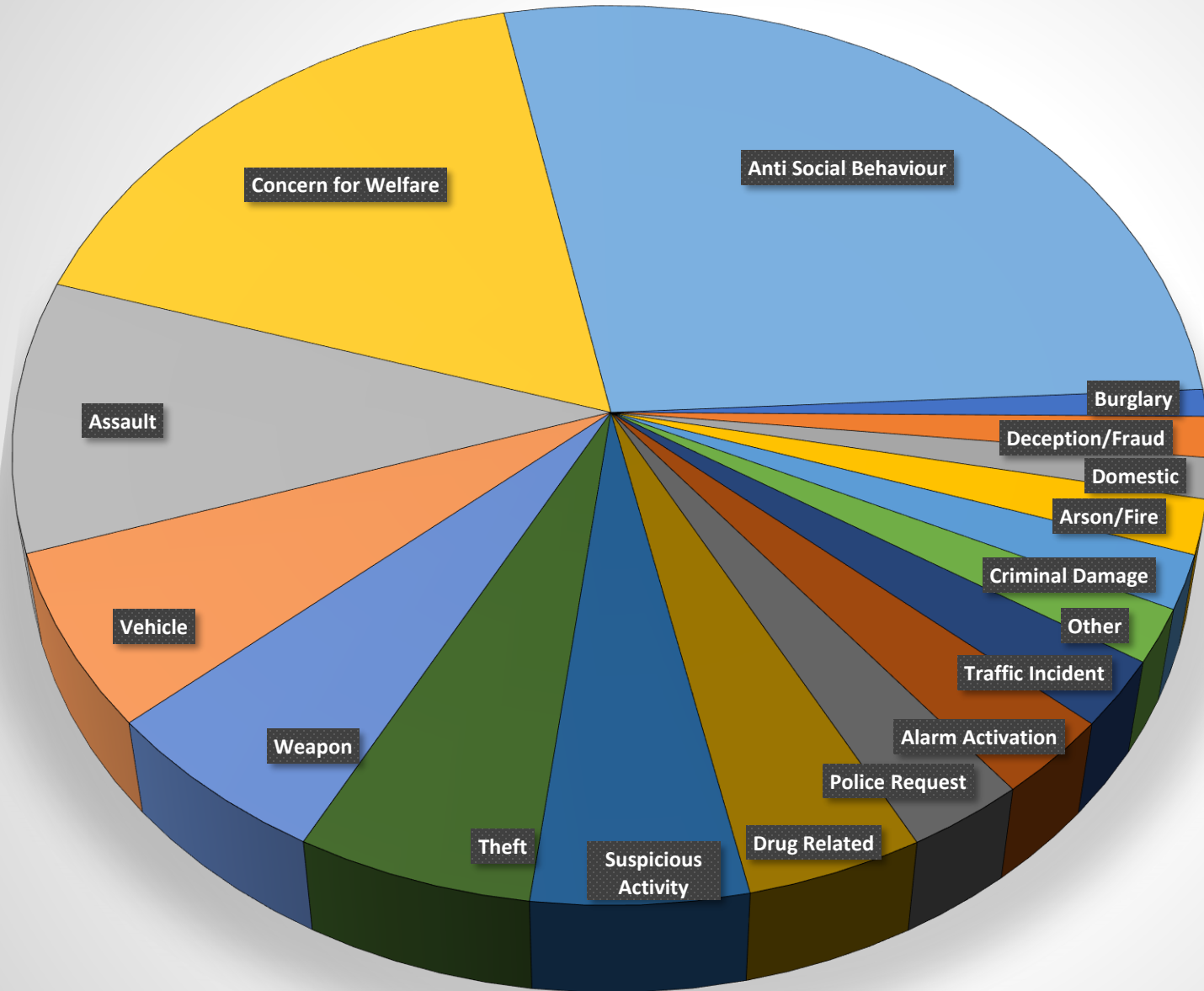
- Burglary
- Other
- Alarm Activation
- Vehicle
- Arson/Fire
- Drug Related
- Traffic Incident
- Criminal Damage
- Weapon
- Domestic
- Trespass
- Assault
- Suspicious Activity
- Theft
- Police Request
- Concern for Welfare
- Anti Social Behaviour

North Herts Incidents Q1 2025-2026

- **All Stats relate to incidents in the towns of:**
- Hitchin
- Letchworth
- Baldock
- Royston
- Knebworth

Category Name	No. of Incidents
Burglary	2
Deception/Fraud	3
Domestic	3
Arson/Fire	4
Criminal Damage	4
Other	4
Traffic Incident	5
Alarm Activation	6
Police Request	6
Drug Related	9
Suspicious Activity	11
Theft	12
Weapon	12
Vehicle	13
Assault	20
Concern for Welfare	35
Anti Social Behaviour	56

North Herts Incident Categories Q1 2025-2026



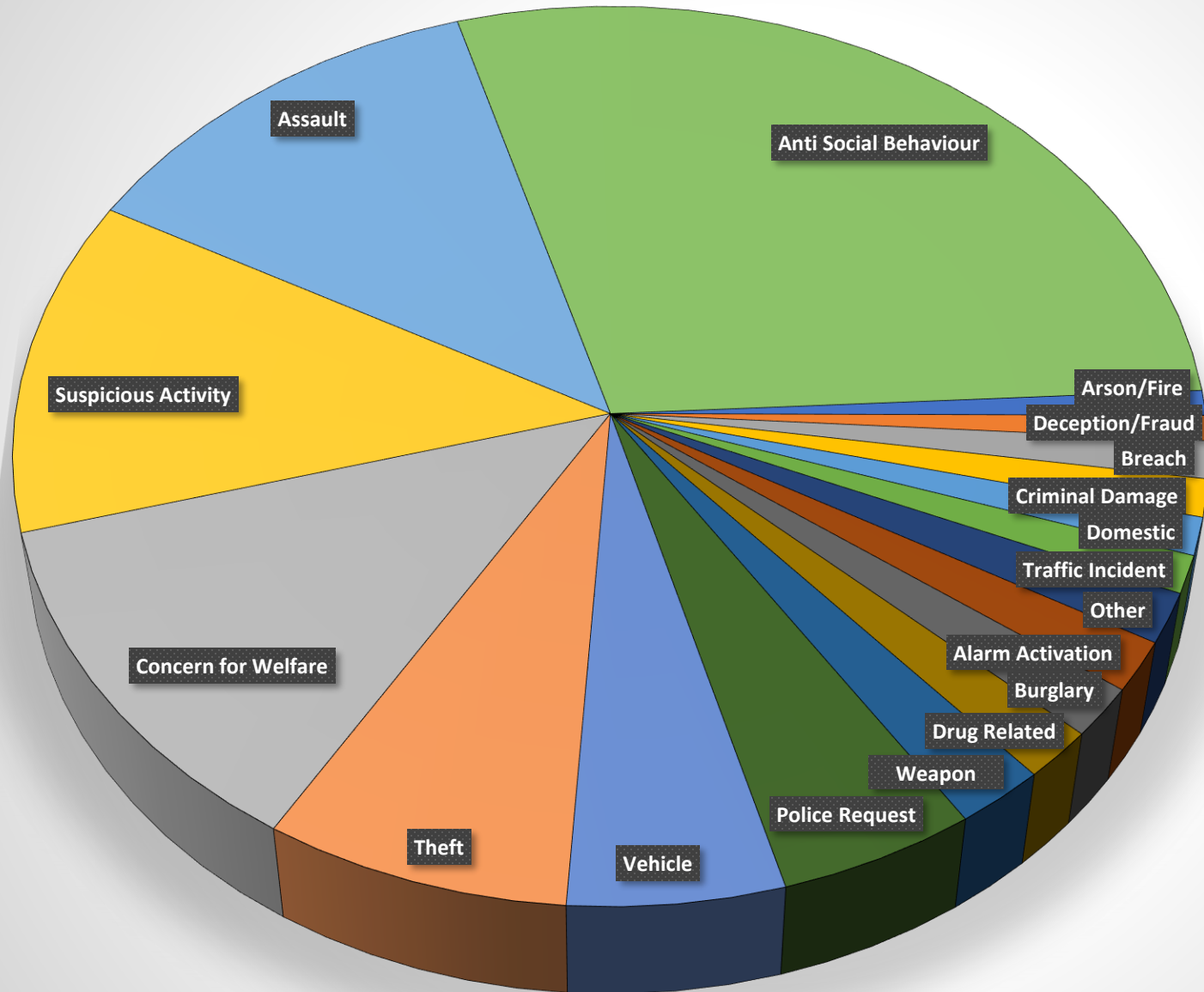
- Burglary
- Deception/Fraud
- Domestic
- Arson/Fire
- Criminal Damage
- Other
- Traffic Incident
- Alarm Activation
- Police Request
- Drug Related
- Suspicious Activity
- Theft
- Weapon
- Vehicle
- Assault
- Concern for Welfare
- Anti Social Behaviour

East Herts Incidents Q1 2025-2026

- **All Stats relate to incidents in the towns of:**
- Hertford
- Ware
- Bishops Stortford
- Stanstead Abbots

Category Name	No. of Incidents
Arson/Fire	2
Deception/Fraud	2
Breach	3
Criminal Damage	3
Domestic	3
Traffic Incident	3
Other	4
Alarm Activation	4
Burglary	4
Drug Related	4
Weapon	5
Police Request	11
Vehicle	12
Theft	17
Concern for Welfare	27
Suspicious Activity	27
Assault	28
Anti Social Behaviour	64

East Herts Incident Categories Q1 2025-2026



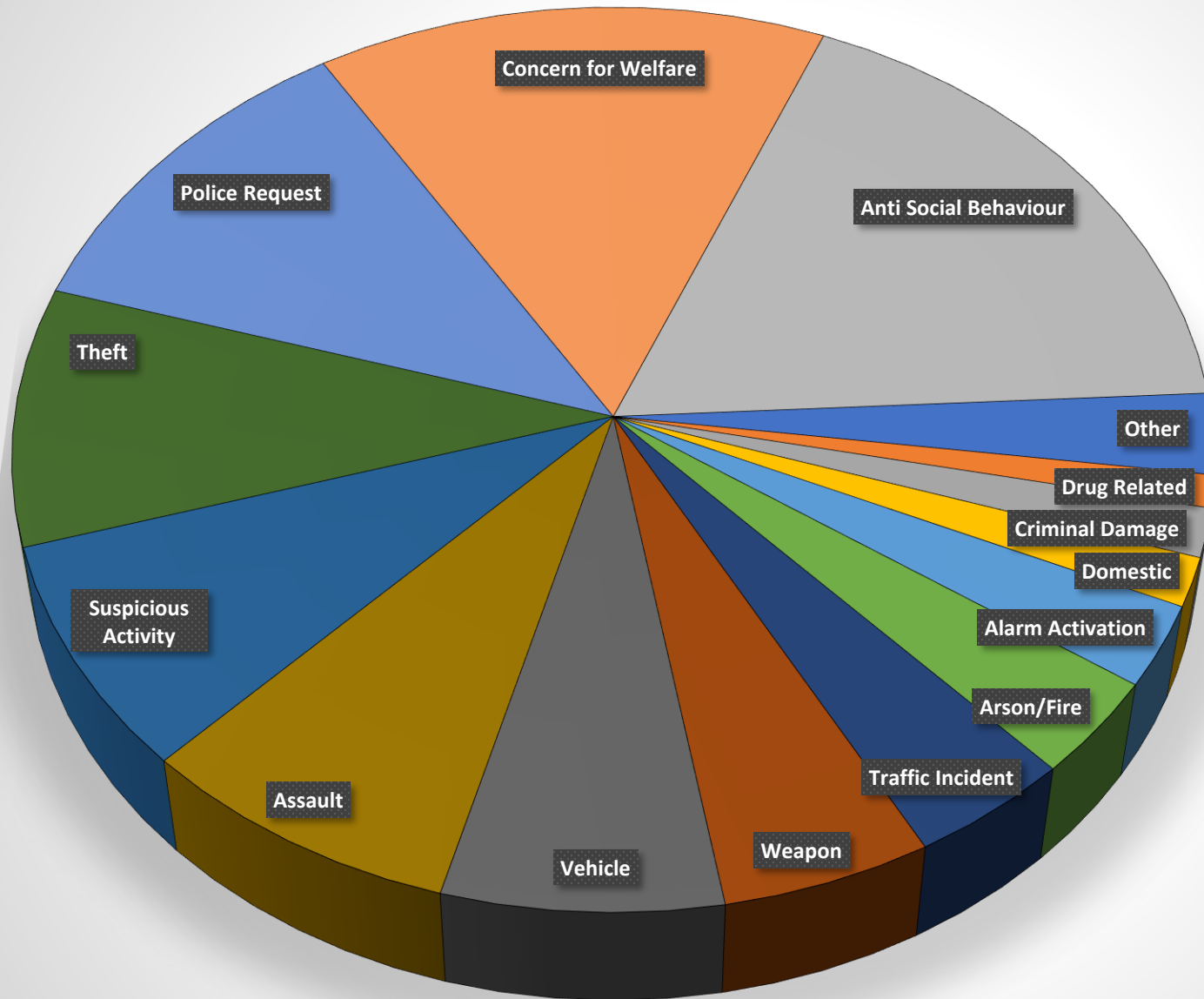
- Arson/Fire
- Deception/Fraud
- Breach
- Criminal Damage
- Domestic
- Traffic Incident
- Other
- Alarm Activation
- Burglary
- Drug Related
- Weapon
- Police Request
- Vehicle
- Theft
- Concern for Welfare
- Suspicious Activity
- Assault
- Anti Social Behaviour

Hertsmere Incidents Q1 2025-2026

- **All Stats relate to incidents in the towns of:**
 - Borehamwood
 - Bushey
 - Potters Bar

Category Name	No. of Incidents
Other	5
Drug Related	2
Criminal Damage	3
Domestic	3
Alarm Activation	5
Arson/Fire	6
Traffic Incident	7
Weapon	9
Vehicle	12
Assault	14
Suspicious Activity	14
Theft	16
Police Request	20
Concern for Welfare	26
Anti Social Behaviour	31

Hertsmere Incident Categories Q1 2025-2026



- Other
- Drug Related
- Criminal Damage
- Domestic
- Alarm Activation
- Arson/Fire
- Traffic Incident
- Weapon
- Vehicle
- Assault
- Suspicious Activity
- Theft
- Police Request
- Concern for Welfare
- Anti Social Behaviour

Call Sources

The CCTV Control Room incidents come from a number of different sources as explained in this slide

Controller: the CCTV Controller has monitored this incident pro-actively

Police Airwaves: A call via the Police Airwaves Radio to the control room

Police Control: The Police Control Room Operator has called the CCTV Control Room via the telephone

Town Link: A call from a member of the Town Link or Pub Link Radio Scheme in the respective town.

Partnership Incidents by Call Source Q1 2025-2026

Source	Count
Controller	119
Police Airwaves	632
Police Control	61
Town Link	119

